

## RELIGIOUS EDUCATION : SACRAMENT – EUCHARIST – THANKSGIVING – YEAR 2

### \*Note to teachers/parents and carers.

This work comes from the Come and See Religious Education programme which is taught in all Catholic primary schools in the Archdiocese of Liverpool. We have given a general guide to the learning opportunities that children may have come across under normal timetabling in school. We have suggested and selected a small amount of the programme. The activities aim to keep Religious Education practical and fun. They are in Year groups however, there is no harm in completing other year group work as this will help children to remember and strengthen their learning.

The first part of learning is called – **EXPLORE**. This shares your child's everyday experiences and helps them to see how the Catholic faith is lived in their everyday lives. The second part, called – **REVEAL** shares bible stories and Church tradition that links to their everyday life.

This theme is a **SACRAMENTAL** theme, and the children will be studying the sacrament of Holy Eucharist – Holy Communion. For Christians, communion has a significant meaning. To receive communion means being in union with Jesus Christ and with one another. It means breaking and sharing the consecrated Bread which Catholics believe is the Body of Christ. To celebrate Eucharist means community. It challenges believers to ask, 'Can I share this Eucharist if I do nothing to help my brother or sister who is hungry?' 'Can I partake of this communion if I refuse to forgive a wrong?'

Different names include:

**Eucharist**, (Thanksgiving) because it is an action of thanksgiving to God.

**The Lord's Supper**, because of its connection with the supper which the Lord took with his disciples on the eve of his Passion.

**The Breaking of Bread**, because Jesus used this Rite, part of a Jewish meal, when as master of the table he blessed and distributed the bread, above all at the Last Supper. It is by this action that his disciples recognised him after his Resurrection.

The **memorial** of the Lord's Passion and Resurrection.

The **Holy Sacrifice**, because it makes present the one sacrifice of Christ the Saviour and includes the Church's offering.

**Holy Communion**, because by this sacrament we unite ourselves to Christ who makes us sharers in his Body and Blood to form a single body.

**Holy Mass**, (Missa) because the liturgy concludes with the sending forth (missio) of the faithful, so that they may fulfil God's will in their daily lives. (cf 1328-1332)

**In Year 2, the children will be studying the topic of THANKSGIVING. The word Eucharist meaning 'thanksgiving'. The Eucharist is another name for the Mass. The parish family gathers to give thanks to God, most of all for the gift of Jesus, his Son. There are extra notes on the Sacrament of Eucharist for your reference.**

### EXPLORE – Different ways to say thank you.

At the end of EXPLORE:

Children may be able to **talk** about their experience of receiving and giving thanks and **wonder about** how others feel when they are thanked. They may be able to discuss how they feel when they give and receive thanks and how this affects their behaviour.



*Share this story together:*

Mrs. Hegarty had taught in St Mary's School for thirty-seven years. Everyone loved her. She was very kind and sometimes quite strict, but no-one minded because she was very fair and really loved the children. Now she was retiring. Everyone wanted to say goodbye and thank you.



On her retirement day, there was a special thanksgiving Eucharist in the church with all the children, parents and teachers. There were special prayers for Mrs. Hegarty, and her favourite hymns. Afterwards, everyone crowded into the hall and there were lots of speeches. Father Atkins told a story about when he had been a little boy in school and Mrs. Hegarty had taught him. Everyone laughed. He said he owed her a lot and gave her a bouquet of roses, her favourite flowers. One of the mums reminded everyone how Mrs. Hegarty had made St Mary's into a really good school. The parents gave her a camera because she was going to learn photography. Peter, from Year 6, made a speech wishing her happiness and because she likes bird-watching, the children gave her a pair of binoculars.

Mrs. Hegarty was sad to say goodbye. She thanked everyone for their kind and thoughtful gifts and explained that as she used each one, she would think of all the children, parents and staff. She said she would read through all her cards when she got home. She thanked everyone who had prepared the Mass and the party. It was a happy day. Everyone was pleased to say thank you to someone who had done so much to help other people.

Some questions  
to think about  
and answer.....

- Q Why was Mrs. Hegarty thanked?
- Q How did different people say thank you to her?
- Q How do you think Mrs. Hegarty felt?
- Q Which way would you choose to say thank you?



Where are thanks given?	What are thanks given for?	How do you show thanks?	Why do you do this?
Home			
School			
Community			

**Activities to choose:**

- During the COVID pandemic, who are the people that we should say thank you to? Make a thank card for someone that you know who needs a big thank you for keeping you safe and well. You could send it to them and see if they say thank you to you!
- Talk about how people can give thanks at home, school and in your community and fill in the grid above that has some suggested headings. Here are some ideas: *school*: being kind to others, words of thanks; *home*: being helpful, a kiss, a hug; *community*: doing a good turn, a letter, a phone call, email, or text.
- In the bubbles underneath, write or draw ways in which you can give thanks. Talk about why we need to give thanks for things and how it makes us feel when we do.

**Signs:**

**Words:**

**How can I  
give thanks?**

**Actions:**

**Celebrations:**

## **REVEAL** – The Eucharist: the parish family thanks God for Jesus.

At the end of REVEAL:

Children may be able to **recognise** or **retell** the story of the Last Supper.

Children may be able to **recognise** or **describe** signs and symbols, different words and phrases used at Mass to give thanks.

Children may be able to **recognise** that Catholics go to Mass to remember what Jesus did at the Last Supper and give thanks to God.

Children may be able to use words and phrases to **describe** the steps involved in the Eucharist (Mass) showing how Catholics give thanks to God. They may be able to **describe** how Catholics try to live what they have experienced at Mass in their daily lives.

### **Read this story together:**

*The night before he died, Jesus and his friends went to Jerusalem to celebrate a special meal together. While they were at table, Jesus took some bread, gave thanks to God, broke it and gave it out to his friends. He said, “Take and eat. This is my body, given for you. Do this in memory of me.”*


*In the same way, Jesus took a cup of wine. He gave thanks, and gave it to them saying, “Take and drink. This is my blood shed for you.”*

Based on Luke 22:19-20

This is why, ever since then, Jesus’ friends have met together to celebrate the Eucharist in thanksgiving as they remember him and do again what he told them to do. Another name for the celebration of the Eucharist is Mass.

Some questions  
to think about  
and answer.....

- Q What do we call this special meal?
- Q Who did Jesus give thanks to?
- Q What did Jesus do?
- Q What did Jesus say about the bread and wine?
- Q What did Jesus ask his friends to do?
- Q How do you think they felt?



### **Activities to choose:**

- Can you sequence the story of the Last Supper? You can use the grid below. Cut the strips out and stick them in the right order.
- Draw a picture of the Last Supper and write the words Jesus said in speech bubbles.

## **The Story of the Last Supper:**

In the same way, Jesus took a cup of wine.

He said, "Take and eat. This is my body, given for you. Do this in memory of me."



The night before he died, Jesus and his friends went to Jerusalem to celebrate a special meal together.

He gave thanks, and gave it to them saying, "Take and drink. This is my blood shed for you."

While they were at table, Jesus took some bread, gave thanks to God, broke it and gave it out to his friends.



**What did Jesus say at the Last Supper?  
Write the words in the speech bubbles.**



**In the heart, write how  
you think the friends of  
Jesus might be feeling.**





**Write in the thought bubble  
what you think that the  
friends of Jesus were thinking.**

Another word for the Mass is the Eucharist. This word means thanksgiving. The Mass has four parts:

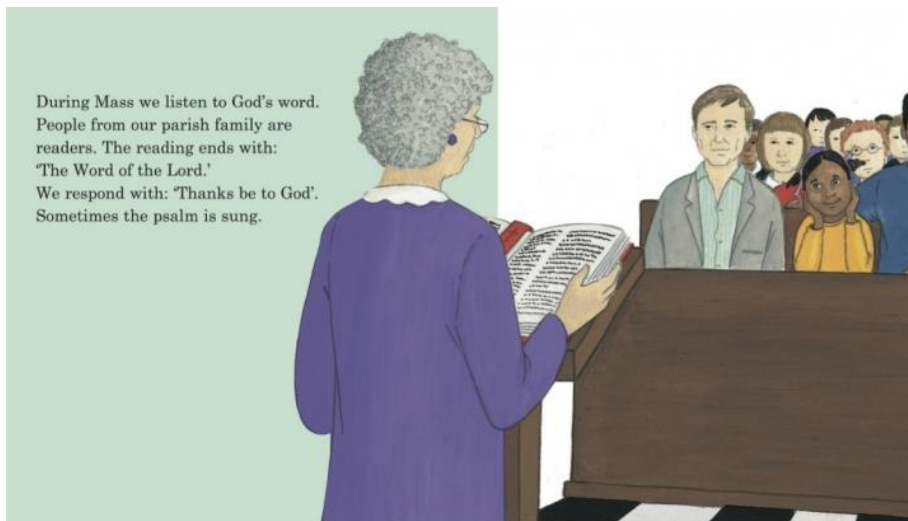
1. We gather 2. We listen 3. We give thanks 4. We go out That is similar to the way we have Collective Worship in school.

### 1. WE GATHER:

We gather together with others in our parish family. We gather to give God praise and thanks. Everyone is welcomed.




### 2. WE LISTEN: We listen carefully and give thanks as God speaks to us through His Word in Scripture.



After these readings, the Book of the Gospels is held up and carried in procession to the lectern. We greet the Gospel with 'Alleluia!' The deacon or priest then reads the Good News of Jesus from one of the gospels.

We stand to listen to the gospel to show that it is important. We make a cross with one thumb on our forehead, our lips and our hearts. This shows we want to understand, speak and love God's word.



The deacon or priest ends the gospel reading with: 'The Gospel of the Lord.' We respond with: 'Praise to you Lord Jesus Christ.'





**3. WE GIVE THANKS:** During this part of the Mass, we give thanks to God as the priest says the same words as Jesus did at the Last Supper. We call this the 'Eucharistic Prayer.' After this, we receive Holy Communion from the priest or a minister.

In the Eucharistic Prayer the priest does what Jesus did at the Last Supper.  
'Take this, all of you, and eat of it: For this is my body.'




'This is the chalice of my blood.'  
'Do this in memory of me.'

When we receive Jesus he joins us closer to himself, to God his Father and to one another.



**4. WE GO OUT:** The priest sends us out in peace to spread God's love to everyone.





After Mass some people like to stay and share time together. This is a time to get to know one another. Jesus asks us to love one another. At the end of Mass, the priest or deacon says: 'Go in peace'. We respond with: 'Thanks be to God'.



Some questions to think about and answer.....


- Q Why does the parish family gather at Mass?
- Q What do the parish family listen to at Mass?
- Q When does the priest use the same words that Jesus did at the Last Supper?
- Q How could the parish family spread God's love to everyone?





**Activities to choose:**

- Cut the pictures out and put them in the order that they happen during Mass. Write a sentence about each picture to say what is happening. You can get an adult to scribe for you if you want.
- Take one of the following parts: *We gather*, *We listen*, *We give thanks*, *We go out* and say why these actions and symbols are important and how they help us to celebrate the Mass.



Talk about what is happening in the pictures below:

In the Eucharistic Prayer the priest does what Jesus did at the Last Supper.  
'Take this, all of you, and eat of it:  
For this is my body.'



'This is the chalice of my blood.'  
'Do this in memory of me.'



The priest uses the words Jesus used at the Last Supper. The bread and wine become the Body and Blood of Jesus Christ. Catholics receive Jesus in Holy Communion. Jesus joins us closer to himself, to God His Father and to one another. When Catholics go forward in church to receive Jesus in Holy Communion it is a very special time of thanks and praise.

The priest holds up the host and says, "*The Body of Christ.*" The people respond "*Amen!*" The Extraordinary Minister of Holy Communion holds up the Chalice and says, "*The Blood of Christ.*" and the people respond "*Amen!*"

Anyone who has not made their First Holy Communion can go up for a  **blessing**. (Notice the little girl with her hands crossed in the yellow jumper who is going to receive a blessing.) Afterwards, people return to their benches and in their hearts, say "Thank you!" to Jesus and enjoy being very close to him in this special way.


After the Eucharistic Prayer, said by the priest, the bread is called the **Host** because it is now the **Body of Christ**. The cup holding the wine, which is now the **Blood of Christ**, is called the **Chalice**.

**Extra Ordinary Ministers of Holy Communion** are people from the parish who give out Holy Communion in church and take Holy Communion to the housebound.

Q What are the people thanking God for?

Q How do people show receiving Communion is a very special time?





**Activities to choose:**


- Can you label the picture? Find the Host, the Chalice, the girl who is going for a blessing, the Priest, the 2 Extraordinary Ministers of Holy Communion and the congregation.

**Activities to choose:**

- Together, compose a prayer of thanksgiving to Jesus in Holy Communion using words and phrases from this topic. Decorate your prayer with suitable symbols or pictures.
- On the picture below, write in the speech bubbles the words the priest, the Extraordinary Minister of Holy Communion and the person receiving Holy Communion says.








At the end of the Eucharist, the priest gives the parish family a blessing. He then will say e.g. *“Go in peace”* and the people reply, *“Thanks be to God!”*

The Eucharist ends with the people being sent out to follow Jesus’ example by how they live their lives.


Outside church, in usual times, people will chat to one another and sometimes go to the hall to meet together and share some refreshments before they go home. People help by taking it in turns to make the tea and coffee. This is a good time for people to talk to one another and be friendly. During the week, people try to remember to live in peace and friendship with others, to be kind and thoughtful just like Jesus.



- Q How can people spread the message of thanksgiving and peace they have experienced at Mass?
- Q Can you think of some ways of being kind and thoughtful towards others at home during the lockdown and show your thanks to them?

**Activities to choose:**

- Write a list of ways you can follow Jesus’ example to live in peace and friendship with others and say how by doing this, you can love and serve the Lord.
- Make a list of all the people who followed Jesus’ example and have been kind and thoughtful, to you today. Make some promise cards to give them with ways to show that how thankful you are for their kindness. e.g. Thank you mum, I promise to tidy my room.



After all the work you have been doing on **THANKSGIVING**, find a photo or draw a picture of yourself and around it, draw pictures of everything you are thankful for. Look at your picture and think carefully about the people and things you have drawn. Say a prayer to God to say thank you for all the things you have drawn. Add to your picture when you find yourself needing to say thank you for something or someone. Try to remember always to say ‘THANK YOU’ to people who are kind and thoughtful to you.

Thank  
You