



## RELIGIOUS EDUCATION Lent/Easter – GIVING

### \*Note to teachers/parents and carers.

This work comes from the Come and See Religious Education programme which is taught in all Catholic primary schools in the Archdiocese of Liverpool. We have given a general guide to the learning opportunities that children may have come across under normal timetabling in school. We have suggested and selected a small amount of the programme. The activities aim to keep Religious Education practical and fun. They are in Year groups however, there is no harm in completing other year group work as this will help children to remember and strengthen their learning.

The first part of learning is called – **EXPLORE**. This shares your child's everyday experiences and helps them to see how the Catholic faith is lived in their everyday lives. The second part, called – **REVEAL** shares bible stories that links to their everyday life.

Lent is the Church's seasons for discerning and doing good. In the Christian Year, Lent precedes and prepares for Easter. It is a penitential season and a time of spiritual growth. If people want to be followers of Jesus, they must be prepared to notice what others need and then see what they can do to help. During Lent this is traditionally put into practice through prayer, fasting and almsgiving. Christians make Lenten promises saying what they hope to do during Lent. Christians practise this throughout the Lenten season to remind them of the complete self-offering of Jesus which is remembered in the liturgy of Holy Week and the Easter Triduum (Holy Thursday, Good Friday and Easter Vigil).

## RELIGIOUS EDUCATION – YEAR 1 – LENT EASTER - GIVING

### EXPLORE: We change and grow.

*Talk about together and share:*

**Every year the seasons bring new growth and change.**

**Talk about the signs of the different seasons.**


**Look and talk about the seasons (below)**

**We also change and grow.**

**Talk about how different you are from when you first started school and the ways in which you have changed.**

### Can you answer these questions?


- What difference do you notice between winter, spring, autumn and summer?
- Why do you think the seasons change?
- How do you think you have changed?
- What can you do now that you were not able to before you came to school?
- How are you better at sharing and being kind now?



### Choose Activities

- Can you match the correct names of the seasons to each picture? Cut them out and stick them in your book with the right name.
- Draw a picture of your favourite season and say why you have chosen that season?
- Can you make a list of all of the things you can do now that you couldn't do when you were small?

**REVEAL: Lent is a time for change and a new start. In Lent we change and grow like the season of Spring.**



**Talk about Lent together**

There are 40 days in Lent.

The first day of Lent is 'Ash Wednesday'.

A priest or maybe your teacher made a cross with ashes on everyone's person's forehead.

The cross reminds us that Lent is a time for remembering Jesus.

We try to grow like Jesus and be kind.

**Choose Activities**

- Can you write how you might grow and change in Lent? What things are you going to do to be more like Jesus? Underneath your promise write and decorate this prayer.

*I will remember Jesus who will help me to change and grow.*

**Read and share together.**

**Lent** is a special time when we

- think of Jesus often
- think of others first
- do something extra
- give up something

because we remember how much Jesus loves us.

**Lent is a time to try and live like Jesus.**

**We can try to be more loving, kinder, and more helpful.**

**Lent is also a time to pray, to give up something and to do something good, so we can be more like Jesus.**

**Choose Activities**

- Write how you might like to change and be like the person in one of the pictures.

- Can you finish these sentences?  
*I can think of Jesus often by ...*  
*I can think of others first by...*  
*I can do something extra by...*  
*I can give up ...*



**Read and share together.** (A colt is a young donkey.)

### **Palm Sunday** (based on Mark 11:1-11)

As Jesus and his disciples were getting close to Jerusalem. He sent two of his disciples on ahead and told them, "Go into the village over there. You will see a colt tied up. Untie it and bring it to me. If anyone asks you what you are doing, tell him,

"The Master needs it now and will send it back."

They went off and did as Jesus said.

Jesus rode the colt and people spread their cloaks on the road. Some cut branches and spread these before him.

The people were all shouting,

"Hosanna! Praise God! Blessed is he who comes in the name of the Lord! Hosanna! Praise God!"



### **The story of Palm Sunday.**

Palm Sunday is a special day in church, it is the beginning of a special time called Holy Week.

#### **Choose Activities**

- Make some palm branches out of paper and role play the story. You can make them by using your own hands to draw around and cut out.



### **The story of the Last Supper.**

**Read and share together.** **The Last Supper** (based on Luke 22:19-20)

The night before he died, Jesus and his friends went to Jerusalem to celebrate a special meal together.

Jesus took some bread blessed it, broke it and shared it out among his friends. He said,

"Take and eat. This is my body, given for you.

Do this in memory of me."

Jesus' friends took the bread and ate it, thinking about Jesus and knowing how much he loved them.

Then Jesus took a cup of wine.

He blessed this too and gave it to them. He said,

"Take and drink. This is my blood shed for you."

Jesus' friends drank from the cup.

After they had finished supper, Jesus and his friends went to a garden.



He was afraid and prayed to his Father.

Then soldiers came and arrested him.



## The story of Good Friday.

Read and share together.



### **Good Friday**

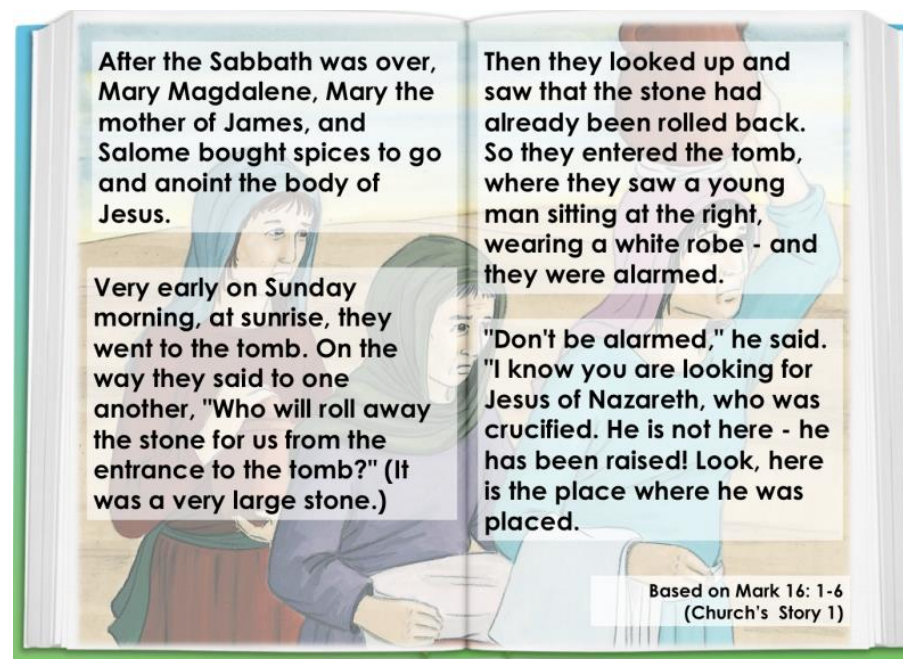
Jesus died on a cross. Mary, his mother, stood beside the cross. She was very sad, and Jesus' friends looked after her.

We remember Jesus died on Good Friday and we go to church to pray for him.

We ask Jesus to remember us and we remember him.

## The story of Easter Sunday.

Read and share together.



After the Sabbath was over, Mary Magdalene, Mary the mother of James, and Salome bought spices to go and anoint the body of Jesus.

Very early on Sunday morning, at sunrise, they went to the tomb. On the way they said to one another, "Who will roll away the stone for us from the entrance to the tomb?" (It was a very large stone.)

Then they looked up and saw that the stone had already been rolled back. So they entered the tomb, where they saw a young man sitting at the right, wearing a white robe - and they were alarmed.

"Don't be alarmed," he said. "I know you are looking for Jesus of Nazareth, who was crucified. He is not here - he has been raised! Look, here is the place where he was placed."

Based on Mark 16: 1-6  
(Church's Story 1)

### **Choose Activities. Easter Sunday, Jesus is alive!**

Jesus' death on Good Friday was not the end of the story. Jesus was given new life by God his Father on the third day after he died. We call that day Easter Sunday. On Easter Sunday we go to church to celebrate Jesus. We sing and say, 'Alleluia' because we are so happy that Jesus is risen from the dead.

- Make a story board of the Easter story with words and pictures. *(there is a template on the next page)*
- Make an Easter cross, with bright colours to show we are happy that Jesus is Alive!



**The Easter Story**

<p><b><u>Palm Sunday</u></b></p>	<p><b><u>The Last Supper</u></b></p>
<p><b><u>Good Friday</u></b></p>	<p><b><u>Easter Sunday</u></b></p>

